



EnDura® V91KF



Fluorosurfactant-free low temperature FKM for the oil & gas industry

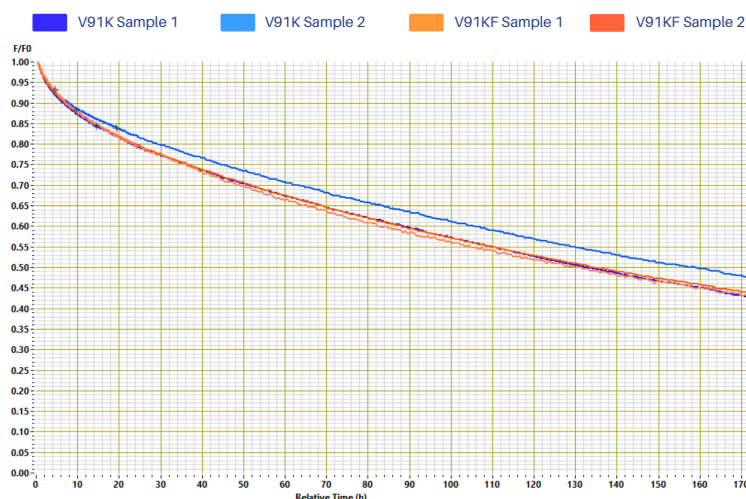
EnDura® V91KF is a fluorosurfactant-free alternative to EnDura® V91K, PPE's high mechanical strength, rapid gas decompression (RGD) resistant low temperature fluoroelastomer.

EnDura® V91KF uses a fluorosurfactant-free version of the polymer used in EnDura® V91K. The two materials are otherwise compounded and processed identically.

Extensive testing has been carried out that show, as detailed in this document, strong alignment between the original and NFS (non-fluorosurfactant) versions from a thermal, mechanical, RGD and functional sealing perspective.

| Material Properties | Method | EnDura® V91K | EnDura® V91KF |
|--|--------------------|--------------|---------------|
| Hardness (Shore A) | ASTM D2240 | 89 | 90 |
| Hardness (IRHD) | ASTM D1415 | 90 | 92 |
| Density (g/cm ³) | ASTM D792 | 1.84 | 1.84 |
| Tensile Strength (MPa) | ASTM D412 | 23 | 25.5 |
| Elongation at Break (%) | | 143 | 140 |
| Modulus @ 50% (MPa) | | 7 | 8 |
| Modulus @ 100% (MPa) | | 16 | 19 |
| Compression Set% (24h @ 200°C / 392°F) | ASTM D395 Method B | 11 | 12 |
| Compression Set% (24h @ 200°C / 392°F) | ISO 815 Method B | 36 | 36 |
| Compression Set% (24h @ 200°C / 392°F) | ISO 815 Method C | 15 | 15 |
| Compression Set% (72h @ 200°C / 392°F) | ASTM D395 Method B | 20 | 22 |

Thermal Performance: (High Temperature)



High temperature performance has been compared using compressive stress relaxation ISO 3384-1 Method B at a constant temperature of 210°C (410°F) for 168 hours with -214 O-Rings under 25% compression.

The results show a high degree of correlation between the original and NFS materials under these conditions.

Stress relaxation is a reduction in the counterforce for maintaining the applied strain; the force is not constant but decreases with time when the material ages.



EnDura® V91KF is part of PPE's range of fluorosurfactant-free fluoroelastomer materials. It has been developed to be more environmentally sustainable.



EnDura® V91KF

Thermal Performance: (Low Temperature)

Low temperature flexibility has been compared using the midpoint Glass Transition Temperature (T_g) obtained through Differential Scanning Calorimetry (DSC) ASTM D3148.

The results show a high degree of correlation between the original and NFS materials.

| Material Grade | Glass Transition Temperature (°C) |
|----------------|-----------------------------------|
| EnDura® V91K | -30.5°C / -22.9°F |
| EnDura® V91KF | -30.9°C / -23.6°F |

DSC: Comparable Glass Transition Temperature

Thermal Expansion:

The Coefficient of thermal expansion (CTE) has been compared using a thermomechanical analyser (TMA).

The results show a high degree of correlation between the original and NFS materials.


| Material Grade | Coefficient of Thermal Expansion $\mu\text{m}/(\text{m } ^\circ\text{C})$ |
|----------------|---|
| EnDura® V91K | 107 $\mu\text{m}/(\text{m } ^\circ\text{C})$ |
| EnDura® V91KF | 112 $\mu\text{m}/(\text{m } ^\circ\text{C})$ |

TMA: Comparable Coefficient of Thermal Expansion


RGD Performance:

Resistance to rapid gas decompression (RGD) has been compared using the 8-cycle pressure test procedure from ISO23936-2 Annex B using -325 O-Rings at 100°C (212°F) and 150bar (2175.5psi). Both materials passed the testing with 0 ratings.

| Compound | EnDura® V91K | EnDura® V91KF |
|--------------|--------------|---------------|
| Specimen | O-ring | O-ring |
| Squeeze | 16.7% | 15.8% |
| Gland fill | 86.5% | 84.7% |
| O-ring score | | |
| 1 | 00000000 | 00000000 |
| 2 | 00000000 | 00000000 |
| 3 | 00000000 | 00000000 |
| 4 | 00000000 | 00000000 |
| Result | Pass | Pass |



EnDura® V91K
O-ring cross section after testing



EnDura® V91KF
O-ring cross section after testing

Sealing Performance:

Sealing performance has been compared using an arduous, proprietary fixture test using -341 O-Rings supported by profiled back-up rings. The seals are subjected to temperature cycling from ambient temperature to 177°C (350°F) and to a series of pressure reversals at a maximum pressure of 1034bar (15psi).

Unlike O-Ring extrusion testing which is typically subjective, this test is more objective, and success at each stage of the test is dependent on maintaining the pressure differential for the required duration.

The original and NFS material performed very similarly in the test conducted.